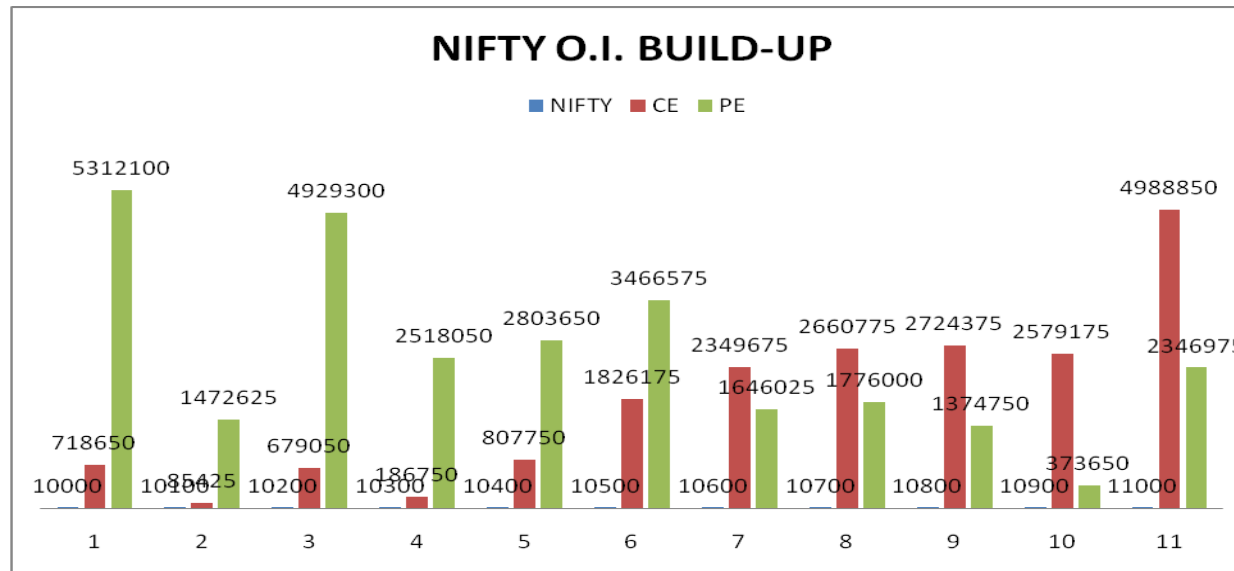


A yellow pencil with a grey eraser is positioned diagonally across the frame. The pencil is sharp and has a black eraser. The background is white with a faint watermark logo that includes the text 'DIGITAL' and 'AIM' in blue and green, and the slogan 'Aiming profit' in grey.

Daily Newsletter

INDEX DERIVATIVES- 12 December
2018

INDEX DERIVATIVES WATCH

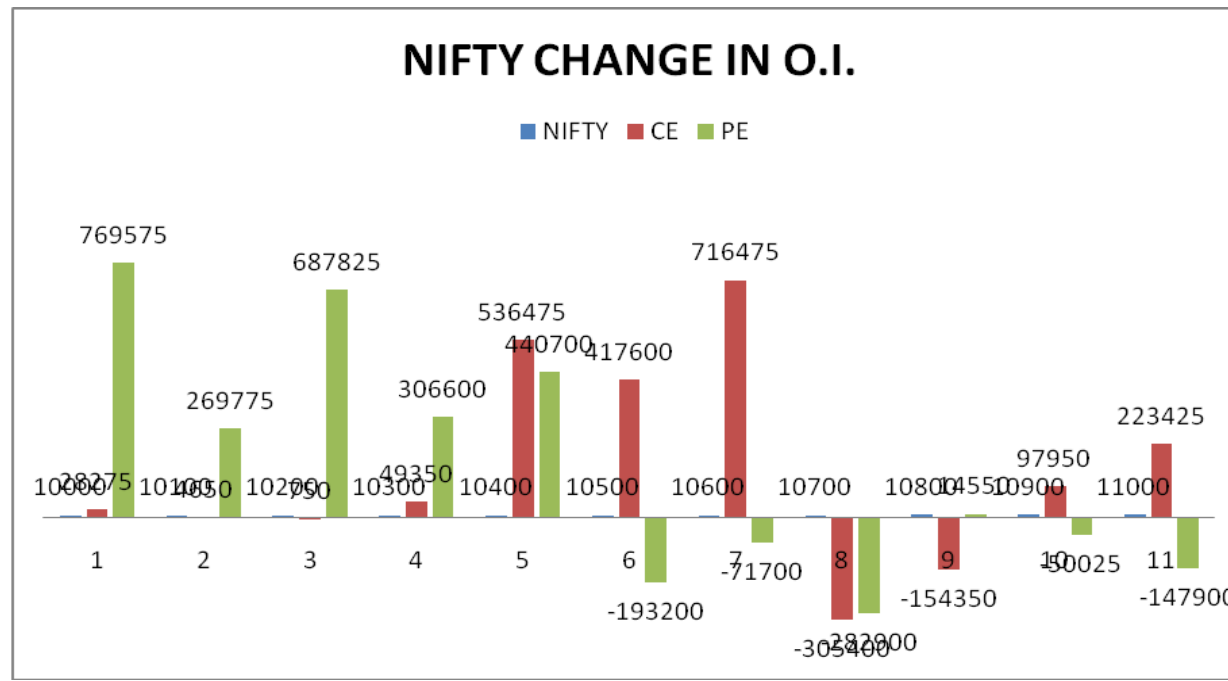


NIFTY SPOT: - 10737.60

INDIA-VIX: - 15.80

VIEW: - *NIFTY OPTIONS HIGHEST OPEN INTEREST BUILD-UP AT 10000PE & 11000CE WHICH INDICATES TRADING RANGE 10000-11000 LEVELS FOR UPCOMING WEEKS MAJOR DOWNSIDE SUPPORT AROUND 10000 LEVEL AROUND RESISTANCE 10800-11000 LEVELS AROUND.*

DAILY EOD. DERIVATIVES ANALYSIS

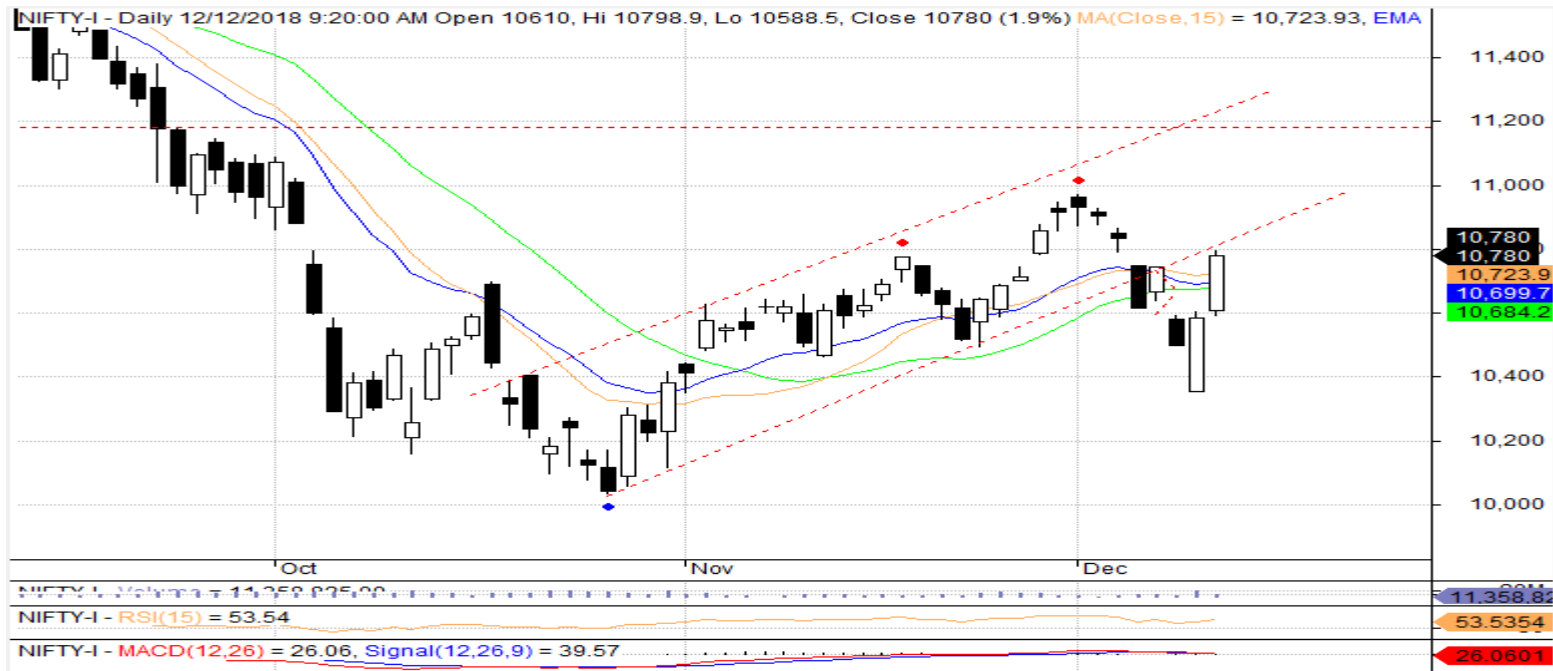


VIEW:- *TODAY NIFTY FUTURE OPEN INTEREST CHANGE BY 1373325(6.47%) CONTRACTS WHICH SHOWS TODAY LONG ADDITIONS IN NIFTY FUTURE OTHERSIDE TODAY NIFTY OPTIONS HUGE UNWINDING IN 10500CE, 10600CE, 10700CE AROUND 5.2LK, 4.9LK, 1.8LK ALSO HUGE ADDITIONS IN 10600PE 10700PE, 10800PE MORE THAN 12.9LK, 8.3LK, 3LK SHARES OPEN INTEREST WHICH INDICATES MORE UPSIDE TOWARDS AROUND 10800 LEVELS.*

NIFTY P.C.R. *-1.17*

PUBLIC FEAR *– MEDIUM (TRADING SWING RANGE 70-160 POINTS)*

NIFTY INDEX FUTURE WATCH



Nifty Future – 10779.95 (PRM 42.35)

Nifty Future change in Open Interest: 1373325(6.47%)

Disclaimer

The recommendations made herein do not constitute an offer to sell or a solicitation to buy any securities mentioned. Readers using the information contained herein are solely responsible for their actions. The information and views contained herein are believed to be reliable but no responsibility or liability is accepted for errors of facts and opinions. Editors may or may not have trading or investment positions in the securities mentioned herein.

Report By :

DEBABRATA BATTACHARJEE
(Investment Advisor)

ANIL SINGH SISODIYA
(Investment Advisor)

CapitalAim Financial Advisory Pvt. Ltd.

#801 Airen Heights
(Opp. Orbit Mall)
Scheme No.54 Vijaynagar
A.B. Road INDORE (M.P.)